

# SX-AP-4800AN2 Dual Band 802.11n Wireless Access Point



Ideal for Industrial and Enterprise Applications

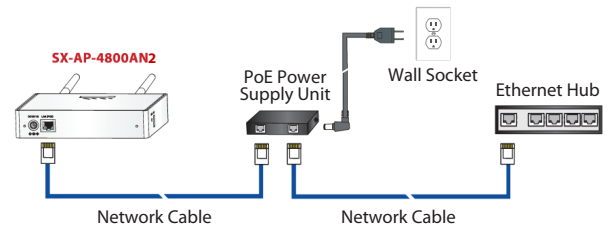
## Summary:

SX-AP-4800AN2 is a dual band 802.11n wireless access point (base station) that is able to communicate with station devices (clients) supporting IEEE802.11a/b/g/n wireless networks. SX-AP-4800AN2 supports enterprise wireless security and PoE (Power over Ethernet) and is ideal for industrial or enterprise applications.

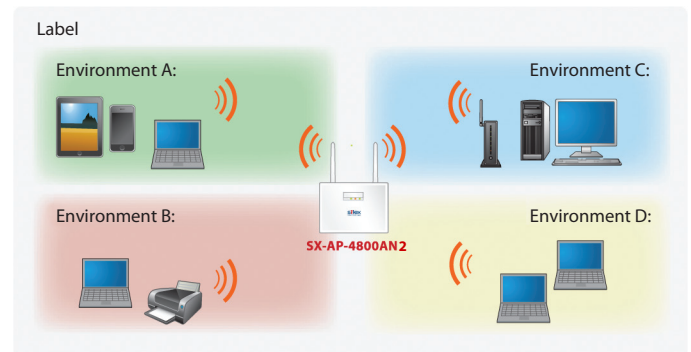


## Features:

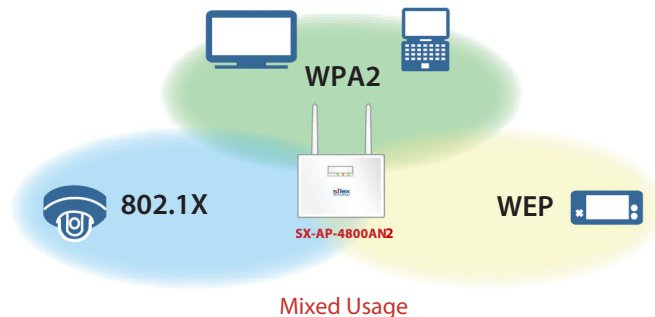
- 1 Dual band support: 2.4GHz, 5GHz**  
 The IEEE 802.11a/b/g/n wireless LAN standards are supported. SX-AP-4800AN2 is designed for dual band operation on 2.4GHz and 5GHz. The 5GHz band has less interference and improves connectivity with various kinds of network devices.
- 2 Advanced enterprise security**  
 The enterprise security, IEEE 802.1X ensures data integrity and privacy for highly sensitive requirements such as medical or financial applications
  - WPA-PSK (TKIP/AES)
  - WPA2-PSK (AES)
  - IEEE 802.1X EAP-PEAP, EAP-TLS, EAP-TTLS
- 3 PoE (Power over Ethernet)**  
 SX-AP-4800AN2 can be powered by a PoE device complying with IEEE 802.3af through a network cable. This allows flexible placement of the access point. The included AC adapter is also available for power.



- 4 Configurable radio transmit power**  
 Wireless LAN radio's Tx power is configurable. SX-AP-4800AN2 range can be improved or shortened by adjusting the radios Tx Power. Lower Tx Power can also allow interference from other wireless networks.
- 5 Multiple logical wireless interfaces (Multi SSID)**  
 Multiple SSID's can be configured to operate simultaneously. SX-AP-4800AN2 can virtually operate as 4 access points.



Each SSID can have individual security settings.





## SX-AP-4800AN2 Dual Band 802.11n Wireless Access Point

### 6 Setting

The wireless setting is configurable using a web browser. The push button on the SX-AP-4800AN2 allows use of WPS (Wi-Fi Protected Security).



Web Setting Page

### Introduction of Wireless Bridge (Station Device):

#### Wireless Bridge SX-BR-4600WAN2



The SX-BR-4600WAN allows any Ethernet enabled device to join a secure, high-speed network. It is software transparent meaning no changes to drivers, management tools, or applications are needed. It allows flexibility to locate Ethernet devices in places where running cables is difficult or impossible.

- 10BASE-T, 100BASE-TX, 1000BASE-T (auto-recognition)
- IEEE 802.11a/b/g/n compliance (Dual band support: 2.4GHz/5GHz)
- Easy setup using a LAN cable (patented)
- Supporting enterprises security  
WPA, WPA2, IEEE 802.1X authentication

### For Engineers and System Integrators:

OEM circuit boards and custom solutions are also available. Please contact us for details.

### Product Specifications:

Product Name	SX-AP-4800AN2
<b>Wired LAN</b>	
Interface	RJ-45 x 1Port
Standard	10/100/1000Base-T (auto-recognition), PoE (compliant with 802.11af)
<b>Wireless LAN</b>	
Standard	IEEE 802.11a/b/g/n, 2Tx2R (Theoretical value: 300Mbps)
Transmission Method	IEEE 802.11a 5GHz (Modulation method: OFDM) IEEE 802.11b 2.4GHz (Modulation method: DS-SS) IEEE 802.11g 2.4GHz (Modulation method: OFDM) IEEE 802.11n (Modulation method: OFDM) <ul style="list-style-type: none"> <li>• MIMO (Multiple Input Multiple Output)</li> <li>• A-MPDU and A-MSDU of Aggregation function</li> <li>• HT20/HT40 mode (high-throughput mode)</li> </ul>
Total Number of Connectable Devices	100
Multi SSID	4
Authentication Method	Open, Shared, WPA-PSK, WPA2-PSK, WPA/WPA2-PSK (MIX) mode, 802.1X, WPA-Enterprise, WPA2-Enterprise, WPA/WPA2-Enterprise (mixed mode)
<b>Supporting Channel</b>	
JP Model	2.4GHz band: 1 to 13ch 5GHz band: W52/W53/W56 (W53 and W56 support DFS)
US Model	2.4GHz band: 1 to 11ch 5GHz band: W52, W53, W58 (W53 supports DFS)
<b>Environmental Condition</b>	
Storage Condition	-10°C to +50°C
Operational Condition	0°C to +50°C
<b>Other</b>	
External Dimensions	155mm x 32mm x 120mm (excl. Antenna and rubber feet)
EMC Regulation	VCCI Class-B FCC Part15 SubPart B Class B
Push Button:	2 buttons (Factory default setting, WPS)
Accessory	Main unit, AC adapter, AC cord, Setup guide & GPL sheet, Wireless antenna x 2, Rubber foot x 4